

Safety warning

Since there is a risk for electrical shock Grundfos advises this process to be done by professionals only. If you as a customer need to touch the pump, do only this AFTER switching off the products.

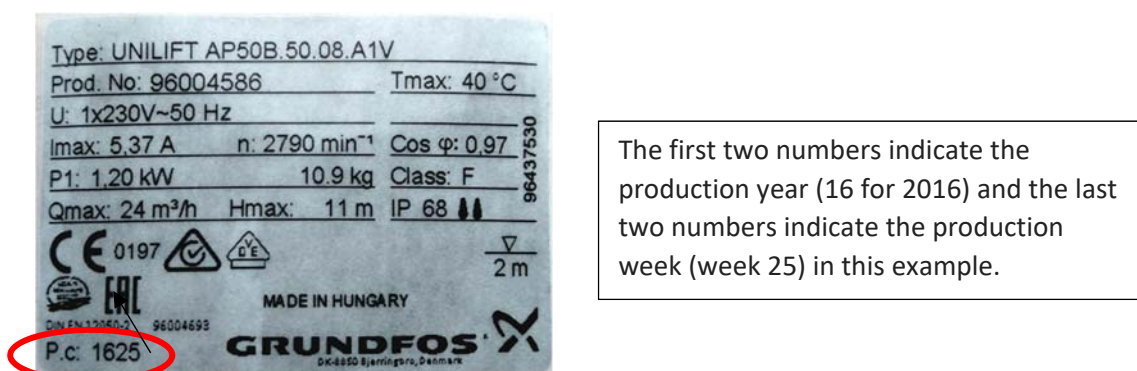
Instructions for identifying the affected UNILIFT AP50B

Product No. 96004601, 96468195, 96Z01846, 96Z01874, 96Z01885, 96Z01920, 96Z01928, 98951545, 96004589, 96004631, 96Z01866, 9646819

1. Verify that the pump looks like the one on the image:



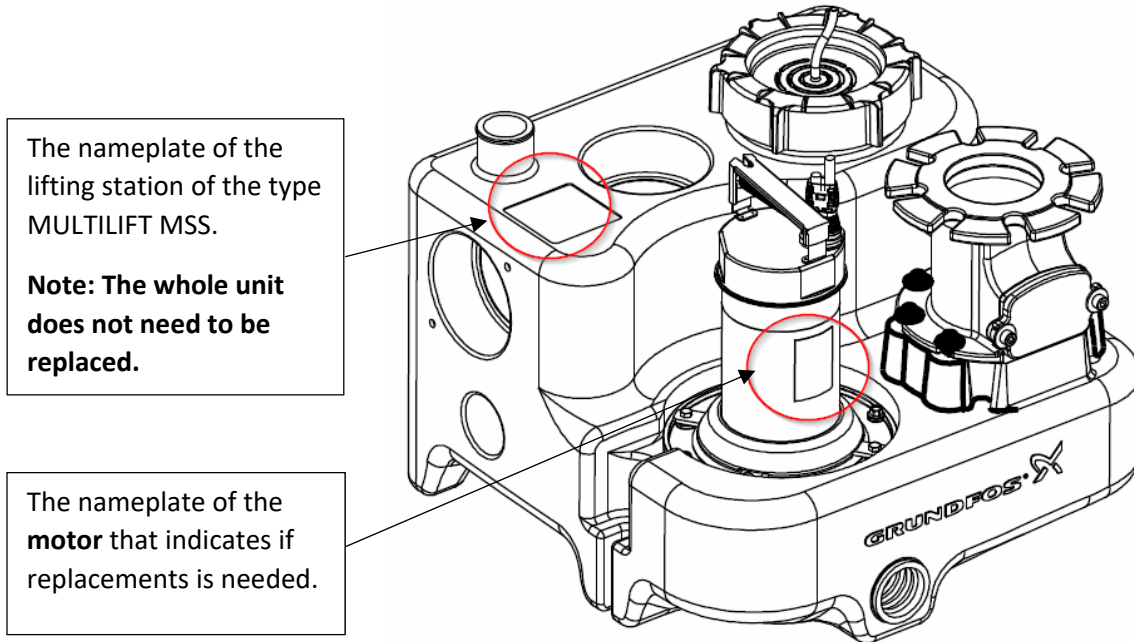
2. Check the nameplate:



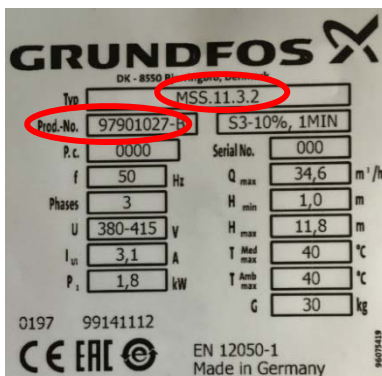
3. The product needs to be replaced if the date indicates 1649 to 1735 (from week 49 in 2016 to week 35 in 2017).

Instructions for identifying the affected MULTILIFT MSS

1. Verify that MULTILIFT MSS looks like the one on the image:



2. Check the nameplate of the **lifting station unit**:
Check the nameplate of the MULTILIFT. MSS.11.3.2 indicates potentially affected product series.
Check if the product number matches the listed numbers.

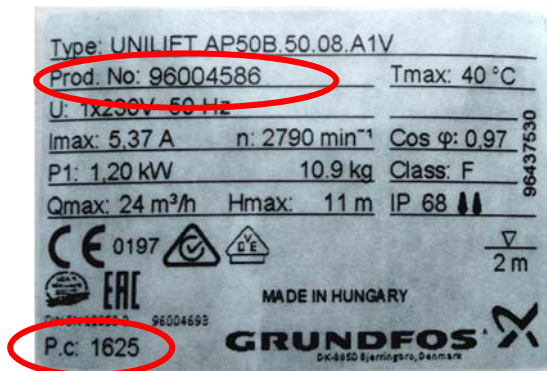


Product No:

97901027
97901029
98714824 (only China)
97901061
97901063
98721203

Check the nameplate of **the motor**:

Look for the product number and production codes (circled in red)..



Product No. of the motors that need to be replaced:

97823655

98094196

98167954

98167955

The circled code in the bottom of the nameplate indicates the time of production (year/week). 16 for 2016, 25 for week 25.

The motor must be replaced if the code is between 1227 to 1735 (from week 27 in 2012 to week 35 in 2017).